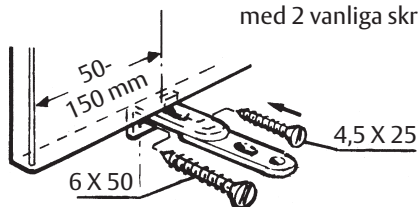



Monteringsanvisning

Fönsterlås Fix 2820


Montera karmfäste
med 2 vanliga skruvar.




Provmontera cylinder-
låshuset med 2 vanliga
skruvar.




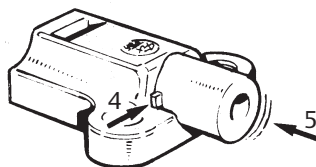
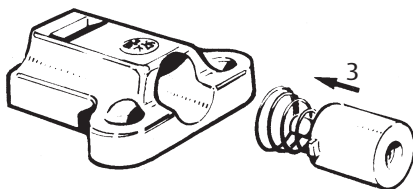
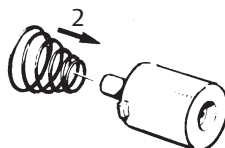
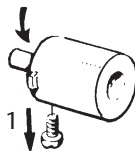
Prova funktionen.



Slutmontera med
envägsskruv och
plastplugg.



OBS! Lossa skruven försiktigt.
Vrid ej cylinder i förhållande till tappen när
skruven är lös.

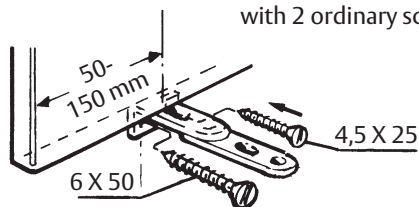


Fönsterlås Fix 2820 är godkänd av SBSC.
Gäller endast i stängt läge, ej i ventilationsläge.


Fitting instructions

Window lock Fix 2820


Fit the frame fixture with 2 ordinary screws.




Fit the cylinder lock housing with 2 ordinary screws.




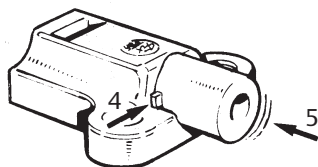
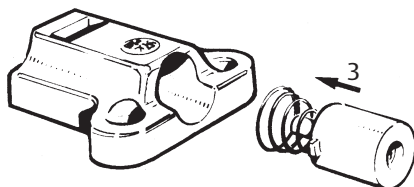
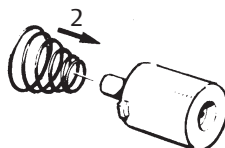
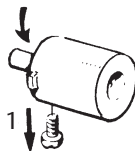
Test the function.



Change the screws to one-way-screws and plastic cover.



N.B. Loose the screw carefully. The cylinder should not be turned in relation to the pin when the screw is loosened.



Window lock Fix 2820 is type-approved.
Valid only in closed position, not valid in ventilation position.